



# WOOD CARE GUIDE



STRIP - CLEAN - PROTECT - ENHANCE - MAINTAIN



# CONTENTS



**EXTERIOR**



**INTERIOR**

## SOME FACTS ABOUT WOOD

P. 3 - 5

- 1) What are the different types of wood?
- 2) What are the natural enemies of wood?
- 3) Can cut wood resist naturally?
- 4) What are the different types of treatment?
- 5) Recommendations for use

**It is essential to understand the nature of wood to protect it effectively.**

Nowadays, wood is generally chosen because it is a noble and living material that makes our living space more pleasant. If we wish to preserve its natural beauty, a minimum of maintenance is necessary and certain principles have to be followed to provide a good balance. A natural product, wood is warmer than brick, metal or other man-made materials, but requires more care.

To maintain wood properly, it is necessary to understand its origins, its nature and its biological structure, factors that vary greatly from one species to another.

## PREPARE AND CLEAN WOOD

P. 6

- SEASONITE®
- PENEPREP
- NET-TROL®
- DILUNETT®

P. 7

P. 8

P. 9

P. 10

## PROTECT AND ENHANCE SOFT WOOD

P. 11

- TEXTROL®
- AQUATROL®
- SOLID COLOUR STAIN
- XYLKOTE

P. 12

P. 13

P. 14

P. 15

## PROTECT AND ENHANCE HARD WOOD

P. 16

- DEKS OLJE D.1
- DEKS OLJE D.2

P. 17

P. 18

## PREPARING WOOD BEFORE PAINTING

P. 19

- OWATROL® OIL
- OWATROL® E-B

P. 20

P. 21

## TABLE OF DIFFERENT TYPES OF WOOD

P. 22 - 23

**NOTE:** The brief descriptions in this guide on the application of products should be used in conjunction with more detailed instructions that you can obtain either from the [www.owatrol.com](http://www.owatrol.com) website or from our technical services by telephone .

# SOME FACTS ABOUT WOOD



## 1 What are the different types of wood?

- **Hardwood:** Oak, chestnut, beech, walnut... that are found in Europe.
- **Resinous or coniferous:** Pine, fir, spruce, larch, red cedar, present in Europe and in North America.
- **Tropical or exotic:** Iroko, teak, niangon, sipo, ipe, angelica, meranti, bangkirai... from Africa, Asia and South America.

Composed mainly of cellulose and water, woods differ from one another by the amount of different organic materials (tannins, resins, natural oils...) that they contain. They do not therefore have the same capabilities for resisting external attacks.

However, it is essential to consider all these aspects before protecting – decorating a wood, because if the most appropriate conditions are not applied from the start, it may prove to be very costly over time.



## 2 What are the natural enemies of wood?

- **Rot and fungus:** The wood blackens in appearance, decomposes and breaks into pieces, very often due to a high level of humidity.
- **Insects** (termites, beetles and other insects) that dig holes and bore tunnels in the wood.
- **Natural deformation** due particularly to sunlight (UV, heat), climate (water, frost) and environmental pollution; in this case, wood darkens, deforms, cracks and splits.



## 3 Can cut wood resist naturally?

Some wood is presented as being naturally very durable.

The risks being numerous, it is necessary to distinguish two types of resistance:

- Resistance to insects and rotting
- Resistance to deformation.





- **Natural resistance against wood-eating insects and attack by biological agents** - lignivorous fungus (rot) – exist for certain species; in this case, the wood is considered durable or rot-proof (refer table of impregnation and durability p.22 and 23). A durable wood does not generally require pressure treatment. The tropical woods and certain species like the Red Cedar are included in this category.

- **Natural resistance against deformation** is rarer. This depends on the species of wood and also on the season of its cutting, its degree of humidity or the nature of the soil. In the tree itself, the sapwood (young peripheral wood) is richer in nutritive substances than the heartwood whose cells are impoverished and are filled with tannins and resins. The wood shall therefore have more or less natural resistance after being cut; depending on the structure and the concentration of protective agents, but if no protection is provided, all these water soluble compounds will be washed out under the action of rain and sun, so that the resistance of the wood disappears progressively.

**Conclusion: Even if certain woods do not require preservative treatment against rot and insects (wood considered rot-proof or durable), all of them, after a certain length of time, require a protective treatment for maintaining their stability and preventing deformation.**

#### 4 What are the different types of treatment?

- **Preservative treatments** (pressure treated or core-treated wood): Preventive and curative, these treatments consist of dipping, injection or steaming. They are meant for non-durable species, protecting them against bluestain, insects and fungus but not against darkening.

- **Protective treatments:**

• **Waterproofing:** Generally based on wax or silicone, they form in fact only a superficial film; after their application, the water forms drops on the surface. They are very rapidly decomposed by UV rays and washed out by weathering.

• **Varnishes:** Mixtures of natural or synthetic resins and solvents, they preserve the visibility of the grain and the natural colour of wood; unfortunately, they form films with low stability and are subject to flaking.

• **Surface-coatings:** Transparent, semi-transparent or opacifying, they attempt to provide both protection and decoration.

• **Oils for Teak:** Often wrongly called "Teak Oils". Mixture of natural and/or synthetic oils, solvents, driers and fungicides. These are technically advanced and stable products offering short term protection.

• **Saturators for wood:** A colourless solution

Contrary to certain ideas, there are colourless products for protection and decoration both for interior and exterior woods. However, in order to be effective, they should be capable of penetrating the medium and saturating it to provide stability. In order to provide durable strength, they should enter the wood and not remain on the surface. The advantage of these treatments is that they do not form films, therefore they do not flake or peel off, allowing an easy maintenance.



In this guide OWATROL® presents colourless and tinted specialities meant for protecting wood according to the species and their exposure; thus TEXTROL® and AQUATROL®, used for more than 30 years in American and Canadian markets, are not traditional surface-coatings. Mostly colourless and not film-forming, they protect soft wood in depth, enhancing them while doing away with a need for frequent maintenance.



If you choose the wood as material, it is for enjoying its warm, natural and pleasant appearance. A noble wood represents a significant investment. Study carefully the available solutions to enhance its graining, its shades, variable from one spot to another and forming a part of its beauty.

This guide and the products described in it shall be of use to you. Similarly, our technical services are at your disposal for providing you all the additional information you may require. You may contact our technical services by e-mail [info@owatrol.com](mailto:info@owatrol.com)

## SOME USAGE RECOMMENDATIONS

### • NEW, PLANED OR SANDED WOOD, FOR EXTERNAL USE

- On new soft wood, apply SEASONITE® during the first season. For best results on hard woods with low permeability, leave these woods without any treatment and exposed to bad weather, so that the pores of the wood expand naturally, thus eliminating the superficial polish or glazing that prevents a good impregnation. Note that exposure to rain favours the elimination of natural chemical secretions from the wood. After six to twelve months of weathering, follow the recommendations for TEXTROL®, DEKS OLJE D.1.

### • PRESSURE TREATED OR CORE-TREATED WOOD,

- These woods have been treated as solid blocks and are therefore highly humidified. They should be stabilised with SEASONITE®.

### • WOOD IN CHLORINE ENVIRONMENT

- Notably around swimming pools, the spray of chlorine destroys the protective agents applied to floor boards. Protected with DEKS OLJE D.1. as a solid mass, the wood is stabilised and protected from the effects of humidity. Refer to the recommendations DEKS OLJE D.1.

### • WOOD FORMERLY PAINTED OR VARNISHED, FOR EXTERNAL USE

- If you wish to paint these woods, wash them first, allow them to dry, then add OWATROL® OIL or OWATROL® E-B to the paint to reinforce its adherence (refer p. 20 and 21).  
- If you wish to restore their original appearance, strip them and neutralise the medium. See usage recommendations for DILUNETT® and NET-TROL® (see p.9 and p.10).

### • STERILISED OR TREATED WOODS, FOR EXTERNAL USE

- Contact our technical services.

# P PREPARING AND CLEANING WOOD

Before applying any protective product, it is necessary to prepare the wood correctly. Depending on its surface conditions, different techniques may be applied.

## NEW WOOD – DEGLAZE

Whether they are durable by nature or pressure treated, soft woods are particularly vulnerable during their first year of exposure to bad weather.

**The solution:** SEASONITE®

New tropical woods are generally oily and/or dense. After working, they are glazed: Their pores are closed, preventing any impregnation.

**The solution:** PENEPREP



## GREY AND DIRTY WOODS – CLEAN

Raw woods, whether or not “core-treated”, greyed or stained by environmental pollutions, can be easily cleaned to restore their original appearance before treatment.

**The solution:** NET-TROL®



## SURFACE-COATED, PAINTED OR VARNISHED WOOD – STRIP

A surface-coated, painted or varnished wood, sometimes blistered or flaked, cannot be treated effectively as a solid block, because such coatings prevent the impregnation of products. In these cases, stripping is required.

**The solution:** DILUNETT® + NET-TROL®



# SEASONITE®



## STABILISE NEW EXTERIOR WOOD

- Protection for new wood
- Can be used on soft wood (pine, spruce, Red Cedar...)
- Colourless stabilisation treatment for new wood used outdoors
- Ideal for pressure treated wood
- Penetrates the surface of new wood to protect it against too much humidity while allowing the pores of the wood to open naturally
- Reduces the risks of splitting, cracking or deformation of wood due to a sudden exposure to sun or rain
- Can be used on vertical (facades, outdoor furniture...) or horizontal (terraces, floor boards...) surfaces
- Can be applied directly, before or after fitting, on wood dry to touch
- After 6 to 12 months of weathering, obtain a healthy surface before painting, surface-coating or other protection (e.g. TEXTROL®).

**APPLICATION** **Ready to use.** Check that the wood is clean, free of grease spots and dry to touch. Dirty woods should be first cleaned with NET-TROL®. Use a brush, roller or spray gun (+ smoothing) to apply a generous coat of SEASONITE® on all the surfaces of new wood to be treated. **Take special care regarding the spaces between the planks and their ends.** For protecting shingles, dip for 10 minutes and allow the product to drip off. A wood treated with SEASONITE® can very easily be covered by a surface-coating or a paint after 6 to 12 months of weathering.



<b>YIELD</b> 5 to 7 m <sup>2</sup> /l	<b>APPLICATION TOOLS</b> 	<b>APPLICATION TEMPERATURE</b> + 30°C + 5°C	<b>DRYING TIME</b> 12 hrs	<b>TOOL CLEANING</b> WATER 
--	------------------------------	---	------------------------------	-----------------------------------



# PENEPREP



## PREPARE NEW, EXOTIC WOODS FOR EXTERNAL USE


- Opens up the pores of the wood for a better impregnation of the medium
- Improves the penetration of finish coats
- Eliminates glazing caused during cut
- Can be used on tropical woods (except Iroko and Padouk)
- Terraces, floor boards, garden furniture.

**APPLICATION** **Ready to use.** Do not dilute. Always make a preliminary test. Cover all areas not to be treated. Do not use on aluminium. Stir the product well **before and during use.** Use application tools made of synthetic fibres. The application of PENEPREP makes the surfaces slippery. Walk carefully. Apply the product on the surfaces to be treated within 10-15 minutes. Proceed in this manner all over the support. Allow to act making sure that the product does not dry\* and cover the surfaces fully. Rinse abundantly with soft water using a high pressure jet (maxi 60 bars). Neutralise the PENEPREP with NET-TROL® (refer p. 9). Allow the wood to dry (2/3 days in dry and warm weather) before applying the finishing coat.


\*In case of drying, reactivate with a fine spray of water.



YIELD 5 - 7 m <sup>2</sup> /l	APPLICATION TOOLS 	APPLICATION TEMPERATURE + 35°C + 5°C	ACTION PERIOD 10 mins ▼ 15 mins	TOOL CLEANING WATER
----------------------------------	-----------------------	--	--	------------------------



New wood, water slips off



Wood deglazed with PENEPREP



# NET-TROL®



## CLEAN AND RESTORE THE COLOUR OF YOUR WOODS

- Wood colour restorer
- Cleaning gel, clears all media
- Restores the colour of all darkened wood, pressure treated or not, without decolouration (terraces, decks, balconies...)
- Cleans the dirt and traces due to weathering and fungus and rusting (shutters, barriers, door steps...)
- Neutral to environment - non aggressive product
- Acts rapidly; 10 to 20 mn
- Biodegradable – without solvent (washable with water)
- To be used on wood as neutraliser after using DILUNETT® or PENEPREP.
- Cleans the tannin stains of certain woods
- Excellent degreaser before the application of DEKS OLJE D.1. on exotic woods
- **Neutralisation + cleaning of wood + decontamination of wood: NET-TROL®.**

**APPLICATION** **Ready to use.** Stir well before use. Always wet the medium with soft water before starting, then apply NET-TROL®, rub the parts to be treated (with a nylon brush, for example), allow to act for about 10 to 20 minutes, rinse abundantly. Repeat the action if necessary. Always allow the wood to dry fully (2/3 days in warm and dry weather) before treatment.



<b>YIELD</b> 5-10 m <sup>2</sup> /l	<b>APPLICATION TOOLS</b> 	<b>APPLICATION TEMPERATURE</b> + 35°C + 5°C	<b>ACTION PERIOD</b> 10 mins ▼ 20 mins	<b>TOOL CLEANING</b> WATER
--	------------------------------	---	---	-------------------------------



# DILUNETT®



## STRIP EFFORTLESSLY, EVEN IN THE SMALLEST CORNERS

- **Stripping gel** without solvent. Non flammable. Without paraffin
- Strips the surface coating, waxes, varnishes and paints\* making them soluble in water
- Easy to use; **acts on its own** even in hard to reach spots
- Does not evaporate, does not dry
- Gel for horizontal or vertical surfaces. Applicable to all kinds of wood (except oak\*\*, chestnut\*\*)
- Washable with water.

\* Does not work on dual component, fast drying, oven baked or rubber based paints

\*\* On certain woods, tannic among others (examples: oak, chestnut), the blackening due to DILUNETT® shall be rapidly eliminated by an immediate application of NET-TROL®.

**APPLICATION** **Ready to use.** Application: Nylon brush or adhesive brush. DILUNETT® does not score the coatings but makes them water soluble. Time of action variable according to the type of coating (acrylic or glycerophthalic) and the number of coatings. Check its action using a spatula\*\*\*. When the product does not react, rinse. Wash with water + brush or HP jet (maxi 60 bars). Neutralise with NET-TROL®.

\*\*\*In case of drying, reactivate with a fine spray of water.



<b>YIELD</b> 4 m <sup>2</sup> /l	<b>APPLICATION TOOLS</b> 	<b>APPLICATION TEMPERATURE</b> + 40°C + 0°C	<b>ACTION PERIOD</b> 15 mins ▼ 12 hrs	<b>TOOL CLEANING</b> WATER
-------------------------------------	------------------------------	---	--	-------------------------------



# P ROTECT AND ENHANCE SOFT WOOD

- Coniferous or resinous wood (pine, epicea, sylvestor pine, cedar, douglas pine...)
  - Hard wood (poplar, beech, maple, walnut...)
  - Certain exotic woods (merantis, mahogany, okoume...).
- See the impregnation table p. 22 and 23.

## THE SYSTEMS ON OFFER

	EXTERIOR FINISHING FOR COUNTRY WOOD AND RESINOUS WOOD WITH OR WITHOUT CORE TREATMENT	COLOURLESS FINISHING FOR INTERIOR
NEW WOOD	<ul style="list-style-type: none"> <li>. SEASONITE® 6 to 12 months exposure</li> <li>. TEXTROL®/AQUATROL®/ SOLID COLOUR STAIN*</li> </ul>	<ul style="list-style-type: none"> <li>. Varnish sanding 100 grain maxi</li> <li>. Dust removal, then XYLKOTE</li> </ul>
GREY WOOD	<ul style="list-style-type: none"> <li>. NET-TROL®</li> <li>. TEXTROL®/AQUATROL®/ SOLID COLOUR STAIN*</li> </ul>	<ul style="list-style-type: none"> <li>. Diluted NET-TROL® then XYLKOTE</li> </ul>
SURFACE COATED OR OILED WOOD	<ul style="list-style-type: none"> <li>. DILUNETT® . NET-TROL®</li> <li>. TEXTROL®/AQUATROL®/ SOLID COLOUR STAIN*</li> </ul>	<ul style="list-style-type: none"> <li>. Dry stripping, dust removal, then XYLKOTE</li> </ul>
MAINTENANCE	<ul style="list-style-type: none"> <li>. Dust removal or cleaning with NET-TROL® if necessary</li> <li>. TEXTROL®/AQUATROL®/SOLID COLOUR STAIN*</li> </ul>	<ul style="list-style-type: none"> <li>. Dust removal, then XYLKOTE</li> </ul>

\* Depending on desired finish.

Regarding the use of products: Refer to application instructions on the packaging and the technical note and on [www.owatrol.com](http://www.owatrol.com).

## A SPECIAL CASE: RED CEDAR

*This wood, characterised by very high acidity (pH from 2.5 to 3), prevents the penetration and adherence of traditional surface coatings. TEXTROL®, developed specially for the U.S.A., for meeting the requirements of wood like Red Cedar, is particularly suitable for preventing deformation and darkening of this type of wood.*



# TEXTROL®



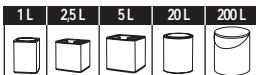
## PROTECT AND DECORATE SOFT WOODS FOR EXTERNAL USE

- Penetrating oil for exterior wood – matt finish
- Can be applied to both vertical (claddings, facades, shutters...) and horizontal (terraces...) surfaces
- Penetrates, isolates and protects the medium in depth
- No flaking, peeling, because not film forming
- Time saving: "wet on wet" application
- Is applied only on exterior of deglazed wood or wood prepared with SEASONITE®:
  - Resinous: Red Cedar, larch, (with or without core treatment)
  - Hard wood: Oak, chestnut, ash...

**APPLICATION** **Ready to use.** Make sure that the wood is cleaned, free from grease spots and dry (humidity of wood less than 18%). Check the weather forecast to avoid any disturbance. During the first application, make 2 or 3 passes depending on the porosity of wood. Apply the product always "wet on wet" at 30 minutes interval. Do not allow drying between the coats. Never leave TEXTROL® on the surface, the product should be in the mass of the wood. Easy maintenance with a single pass. The frequency of maintenance can be made longer over the years. The TEXTROL® is not a conventional product.

Consult our technical services.

NOTE: Possibility of adding a universal pigment depending on the final shade desired.



<b>YIELD MULTICOAT SYSTEM</b> ≈ 5 m <sup>2</sup> /l	<b>YIELD IN MAINTENANCE</b> 10 to 12 m <sup>2</sup> /l	<b>APPLICATION TOOLS</b> 	<b>APPLICATION TEMPERATURE</b> + 35°C + 5°C	<b>DRYING</b> 24 hrs 48 hrs	<b>TOOL CLEANING</b> WHITE-SPRIT
--	---	------------------------------	---	-----------------------------------	-------------------------------------



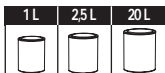
# AQUATROL®




## PROTECT AND DECORATE SOFT WOODS FOR EXTERNAL USE

- Penetrating saturator gel for exterior woods
- Easy application in narrow corners, small spaces
- The grain of the wood is enhanced
- Increased resistance to weathering and UV
- Ideal for vertical surfaces
- Practically, odour free – without toxic solvent
- Non-film forming saturator: does not pose problems of filling and does not flake when aging
- Easy maintenance in a single pass without darkening or change of shade (no superposition of coats)

**APPLICATION** **Ready to use.** Make sure that the wood is clean, free of grease spots and dry (humidity of wood 18% maximum). During a first treatment, apply generously with brush or roller (long bristles) 2 to 3 passes of the product depending on the porosity of the wood, "wet on wet" (when the milky appearance of the first coat starts disappearing – about 15 to 30 minutes – apply the second coat without waiting). Do not allow drying between the coats. Always impregnate the ends of pieces of wood with several coats of AQUATROL® "wet on wet". During maintenance, a single pass is enough; it can be applied with an airless paint gun. NOTE: Possibility of adding a universal pigment depending on the final shade desired.



<b>YIELD MULTICOAT SYSTEM</b> ≈ 5 m <sup>2</sup> /l	<b>YIELD IN MAINTENANCE</b> 10 to 15 m <sup>2</sup> /l	<b>APPLICATION TOOLS</b> 	<b>APPLICATION TEMPERATURE</b> + 35°C + 10°C	<b>DRYING</b> 24 hrs ▼ 48 hrs	<b>TOOL CLEANING</b> WATER + DETERGENT
--	---	------------------------------	--	--	--



# SOLID COLOUR STAIN



## STAIN AND PROTECT EXTERIOR WOOD

- Opaque surface coating with matt finish
- Very good adherence – excellent film flexibility
- Non-flaking guarantee: 5 years on horizontal surfaces, 15 years on vertical surfaces
- Only for outdoor use: terraces, cladding, barriers, outdoor furniture...
- New or old untreated wood
- Wood with old paint or surface-coating, after stripping
- Also for use with tropical and sterilised wood

**APPLICATION** **Ready to use.** Make sure that the wood is clean and dry (humidity of wood 18% maximum). First, carry out a test to check the choice of colour. Apply one coat of SOLID COLOUR STAIN and allow to dry 3 to 4 hours. If necessary, apply a second coat. For more information, contact our technical services.

### 3 bases to be tinted

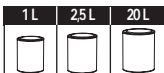


Pastel Middletone Deeptone

### 8 shades ready to use



White Antique grey Slate blue Buff Brick Sea green Cedar Chocolate



#### YIELD

8 to 10 m<sup>2</sup>/l

#### APPLICATION TOOLS



#### APPLICATION TEMPERATURE

+ 30°C  
+ 10°C

#### NEW COAT

3 to 4 hrs  
USABLE AFTER  
24 to 48 hrs

#### TOOL CLEANING

WATER +  
DETERGENT



# XYLKOTE

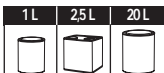




## PROTECT AND ENHANCE INTERIOR WOOD

- Colourless saturator for wood used in the interior (panelling, beams, parquets...)
- Stabilises and protects within the mass of wood in areas with large temperature variations (bathrooms, kitchens, cellars...)
- Highlights the grain of wood, particularly those with light colours
- Ideal for furniture in white wood (fir, obeche...)
- Non-film forming; does not blister or flake. Washable
- Easy to apply and maintain. Possibility of local touch-up without preparation
- Can be tinted
- Can advantageously replace parquet oils (consult our technical services).

**APPLICATION** **Ready to use.** Before the application of XYLKOTE for improving impregnation of wood fibres, on new wood, carry out light varnish sanding (100 grain maximum) for improving impregnation of wood fibres. Wood with surface coating, paint or varnish should be sanded or stripped and the dirty or stained wood should be carefully cleaned. Verify that the wood is quite dry before treating with XYLKOTE.

Apply a saturation coat of XYLKOTE (generally 2 passes "wet on wet" at 15/30 minutes interval). Do not allow drying between the coats.



COVERAGE 8 to 12 m <sup>2</sup> /l	APPLICATION TOOLS   	APPLICATION TEMPERATURE + 30°C + 10°C	DRYING 24 hrs	TOOL CLEANING WHITE-SPIRIT 
---------------------------------------	--	---	------------------	---



# P

## ROTECT AND ENHANCE HARD WOODS

- The tropical woods (bangkirai, ipe, iroko...)
- Certain hard woods (ash, acacia, etc.).

Refer to the impregnation table p. 22 and 23.



### THE SYSTEMS ON OFFER

	NATURAL FINISH FOR TROPICAL WOOD IN EXTERIOR	COLOURLESS FINISH IN INTERIORS
NEW WOOD	<ul style="list-style-type: none"> <li>. Wait 6 months or PENEPREP*</li> <li>. NET-TROL®</li> <li>. DEKS OLJE D.1/SOLID COLOUR STAIN</li> </ul>	<ul style="list-style-type: none"> <li>. Degreasing**</li> <li>. Varnish sanding 100 grain maximum, then DEKS OLJE D.1</li> </ul>
GREY WOOD	<ul style="list-style-type: none"> <li>. NET-TROL®</li> <li>. DEKS OLJE D.1/SOLID COLOUR STAIN</li> </ul>	<ul style="list-style-type: none"> <li>. Diluted NET-TROL® then DEKS OLJE D.1</li> </ul>
WOOD SURFACE COATED OR OILED	<ul style="list-style-type: none"> <li>. DILUNETT®</li> <li>. NET-TROL®</li> <li>. DEKS OLJE D.1/SOLID COLOUR STAIN</li> </ul>	<ul style="list-style-type: none"> <li>. Dry stripping, degreasing, then DEKS OLJE D.1</li> </ul>
MAINTENANCE	<ul style="list-style-type: none"> <li>. Dust removal or cleaning with NET-TROL® if necessary</li> <li>. DEKS OLJE D.1/SOLID COLOUR STAIN</li> </ul>	<ul style="list-style-type: none"> <li>. Dust removal, then DEKS OLJE D.1</li> </ul>

For using the products: refer to the instructions on packaging and technical notes.

- \* Except Iroko and Pacouk
- \*\* with denatured alcohol





# DEKS OLJE D.1



## PROTECT AND ENHANCE EXOTIC WOOD

- Saturator for exotic woods
- Saturates and protects dense and/or oily woods in depth (teak, mahogany, movingui, ipe, bangkirai...)
- Replaces teak oils without gumming or darkening
- Transparent, does not mask the grain of wood
- Interior use: parquets, panelling, staircases, doors, windows, door frames...
- Exterior use: garden furniture, terraces, floor boards, boat decks, topsides of boats, gates...
- Stabilises in the wood mass
- Renovation without difficulty, no sanding or rubbing
- Is used alone (matt finish) or covered by finishing coat DEKS OLJE D.2. (glossy finish)
- Can be combined with natural wood oils (teak, ipe...) after deglazing and degreasing the surface.



**APPLICATION** **Ready to use.** Make sure that the wood is dry, cleaned of all previous coatings. On new wood, carry out a deglazing, then a degreasing with the PENEPREP + NET-TROL® systems or allow the wood to weather for 6 months in order to facilitate product penetration. Apply the DEKS OLJE D.1 "wet on wet" at 15/30 minutes interval. Do not allow drying between coats. Saturate the wood till the product no longer penetrates. Eliminate the surplus by simple wiping or brushing the unabsorbed product. The DEKS OLJE D.1 should be in the wood and not on the surface. Minimal maintenance with one coat when wood colour fades.

1 L	2,5 L	20 L	200 L

<b>YIELD MULTICOAT SYSTEM</b> 1 to 4 m <sup>2</sup> /l	<b>YIELD IN MAINTENANCE</b> 8 to 12 m <sup>2</sup> /l	<b>APPLICATION TOOLS</b> 	<b>APPLICATION TEMPERATURE</b> + 35°C + 5°C	<b>DRYING</b> 24 hrs <b>USABLE AFTER</b> 3 days	<b>TOOL CLEANING</b> WHITE-SPIRIT 
---	--	------------------------------	---	--	--



# DEKS OLJE D.2



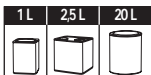
## GLOSSY FINISH FOR INTERIOR AND EXTERIOR

- Intense and long lasting glossy finish
- Usable on wood saturated with DEKS OLJE D.1
- Interior – exterior
- No need for sanding between the coats
- Provides long term protection
- Gives a flexible and strong film
- Maintenance reduced to minimum.

**APPLICATION** **Ready to use.** The wood should first be saturated with DEKS OLJE D.1 and the drying time of this product should be respected. For excellent results with DEKS OLJE D.2, six generous coats should be applied to the medium. Allow to dry for at least 12 hours between each coat.

For more information, contact our technical services.

**NOTE:** In case of application outdoors, walkways areas and in general, all surfaces likely to get wet can become slippery.



<b>COVERAGE</b> 15 m <sup>2</sup> /l	<b>APPLICATION TOOLS</b> 	<b>APPLICATION TEMPERATURE</b> + 35°C + 8°C	<b>DRYING 12 hrs</b> <b>BETWEEN EACH COAT</b> <b>USABLE AFTER 3 days</b>	<b>TOOL CLEANING</b> <b>WHITE-SPIRIT</b>
---	------------------------------	---	--	---



# P REPAIR YOUR WOOD BEFORE PAINTING

## ADHERENCE

When you try to use emulsion paints on wood, you often face a major inconvenience: their lack of adherence. With a low bonding power, these paints flake off rapidly.

**The solution: OWATROL® E-B**



## BONDING

When wooden constructions present heads of nails or rusted assembling bolts where the old paint is crumbling, where the wood is rotten due to humidity, a bonding primer is needed before the application of paint, a surface-coating or a mono-component varnish.

**The solution: OWATROL® OIL**



# OWATROL® OIL







## PREPARE AND INSULATE YOUR WOOD

- Colourless anti-rust agent. Additive for paint, surface-coating and varnish\*
- Intended for paints, surface-coatings and varnishes with oil binder
- Penetrates deep into the wood and makes it waterproof
- Ideal bonding base before painting
- Interior - exterior
- When added to paints, surface coatings, varnishes: makes them stronger overtime, makes their film flexible and prevents the risks of flaking
- A mixture of OWATROL® OIL + paint replaces the use of "microporous" paints at lower cost and for better results
- Offers corrosion resistant properties and protects metallic assemblies from rust
- Advantageously replaces thinners; does not dry resins.

**APPLICATION** **Ready to use.** Applied pure, use on dry and degreased surfaces, brushed beforehand. A maximum penetration of the medium is recommended. As additive to paints, surface-coatings, varnishes, use a dilution of 25% during first application and 5% during the final coat. For more information, contact our technical services.

\*solvent base

1/2 L	1 L	5 L	20 L	60 L	200 L

<b>YIELD</b> 18 m <sup>2</sup> /l	<b>APPLICATION TOOLS</b>   	<b>APPLICATION TEMPERATURE</b> + 35°C + 5°C	<b>DRYING</b> 12 hrs <b>NEW COAT</b> 24 hrs to 48 hrs	<b>TOOL CLEANING</b> WHITE-SPIRIT 
--------------------------------------	---	---	--	--





# OWATROL® E-B



## PREPARE WOOD AND STRENGTHEN ADHERENCE

- Additive for paints and surface-coatings
- Intended for emulsion paints (acrylic, vinyl...)
- Can be used pure or as additive to paints
- Stabilises the wood and strengthens the paints; prevents flaking
- Considerably reduces the preparation of surfaces; ensures protection with a single coating
- Fixes the natural wood pigments and prevents them from showing through the coating
- Considerably reduces the risks of running or blobs
- Does not modify the drying time of paints; improves their film-forming qualities

**APPLICATION** **Ready to use.** Is used only as base-coat. Make sure that the wood is clean and free from grease spots. Mix equal parts of OWATROL® E-B and the emulsion paint or the decorative wood paint. During warm and dry weather, avoid painting on surfaces exposed to the sun. Apply a second coat, but this time, without adding OWATROL® E-B to the paint. For more information, contact our technical services.



# TABLE OF IMPREGNATION AND DURABILITY

	HARD WOOD	SOFT WOOD	IMPREGNATION			DURABILITY		
			EASY	MEDIUM	VERY DIFFICULT	LOW	MEDIUM	EXCELLENT
ACACIA/ROBINIER*								
AFRORMOSIA/ASSAMELA								
AMARANTH								
ANGELICA								
ALDER								
ASH*								
AVOUS								
AZOBE								
BADI/BILINGA								
BAHIA								
BAMBOO								
BANGKIRAI/YELLOW BALAU								
BEECH								
BIRCH								
BOSSE								
CEDRO ROSA								
CHESTNUT								
CUMARU								
DIFOU								
DOUGLAS FIR								
DOUSSIE								
ELM								
FIR								
FRAKE/LIMBA								
FRAMIRE								
GARAPA								
HORNBEAM								
IPE								
IROKO								
ITAUBA								
JATOBA/COURBARIL								
KAPUR								

**IMPREGNABILITY:** Capability of the type of wood to allow penetration by liquid, more specifically, by the current range of OWATROL® products.

**DURABILITY:** capability of the type of wood to resist the attack of biological alteration agents: lignivorous fungus (rot) and xylophagous insects (beetles, lyctus, termites, etc.)

The durability concerns only the "heartwood", the "sapwood" is almost never durable.

# OF PRINCIPAL SPECIES OF WOOD USED IN EUROPE

	HARD WOOD	SOFT WOOD	IMPREGNATION			DURABILITY		
			EASY	MEDIUM	VERY DIFFICULT	LOW	MEDIUM	EXCELLENT
KERUING								
KOSIPO								
LARCH								
LARICIO PINE								
LAUAN RED								
MAÇARANDUBA/BALATA								
MAHAGONY								
MERANTI								
MERBAU								
MOABI								
MOVINGUI								
NIANGON								
NORWAY PINE								
OAK*								
OKOUME								
PADOUK								
PINE ASTOR								
POPLAR								
RAMIN								
RED CEDAR								
ROBLE								
RUBBER TREE								
SAPELE								
SEQUOIA REDWOOD								
SIPO								
SPRUCE/BLOND NORTHERN PINE								
SYCAMORE MAPLE								
TATAJUBA								
TEAK								
TIGER WOOD/MUIRACATIARA								
ULMO								
WALNUT								
YELLOW BIRCH								
WHITE CEDAR								

CONCLUSION : A wood species with good durability does not need pressure treatment.

On the other hand, all species, whatever their nature, require products for protection against weathering.

\* on new wood, after Seasonite, recommended treatment of DEKS OLJE D.1

Dry wood insects

Termites

Fungus

# OTHER OWATROL® PRODUCTS...



**C.I.P. :**  
*Pigmented anti-rust penetrating oil*



**AP.60 :**  
*Undercoat all media*


**OWATROL® DECO :**  
*Decorative anti-rust paint*

**OWATROL® ALUMINIUM STAIN :**  
*Aluminium finish*

**POLYTROL® :**  
*Renovator for plastics and marble*

**FLOETROL® :**  
*Paint additive*

**E.S.P. :**  
*Surface preparation product*



[www.owatrol.com](http://www.owatrol.com)